

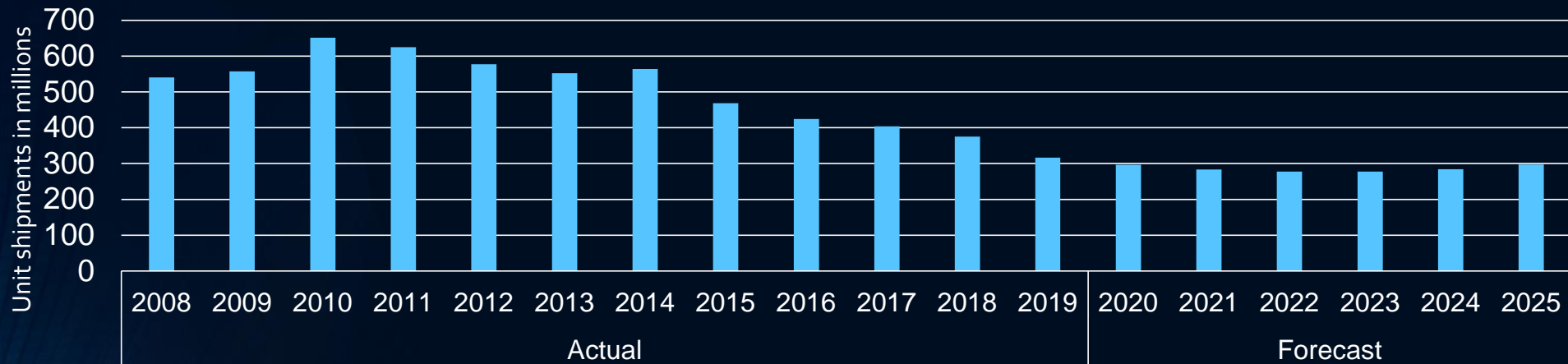


Corporate Presentation 2020

Business Updates

HDD Business Segment

Worldwide unit shipments of hard disk drives (HDD) from 2008 to 2025



- Global demand for Hard Disk Drives (HDD) remain low from 2010 peak.
- Impacted by SSD penetration.
- In 2019, global unit shipments of HDD fell to 316.3 million units, with forecasts for 2020 predicting shipments will decline 7% to 296.22 million units.
- Looking ahead, as per sources, high-capacity enterprise HDD shipments are expected to grow, although at a slower rate than previously forecast. Consumer drives and external hard disk drive shipments are both expected to decline.
- The COVID-19 pandemic will impact demand to decline further and will be more pronounced in the second half of 2020.

Source: Statista <https://www.statista.com/statistics/398951/global-shipment-figures-for-hard-disk-drives/>
Dated May 2020

Forged and Machining Business Segment

(Previously categorized as High Mix Low Volume)

- Autonomous Vehicle Mechanical components for 3D scanning
- Personal Protection Industry Mechanical component for hand-held device
- Communication Industry 4G/5G Signal Diode mechanical components
- Laser Industry Commercial & Industrial laser for cutting and engraving
- Aerospace Industry Seat actuation controller in Boeing and Airbus

Chinese Domestic Market Penetration

- Automotive Industry
 - Qualified as a secondary supplier for gearbox component in Jun '20
- 3C Industry (Computer, Communication and Consumer Electronic)
 - Qualified component supplier for mobile devices

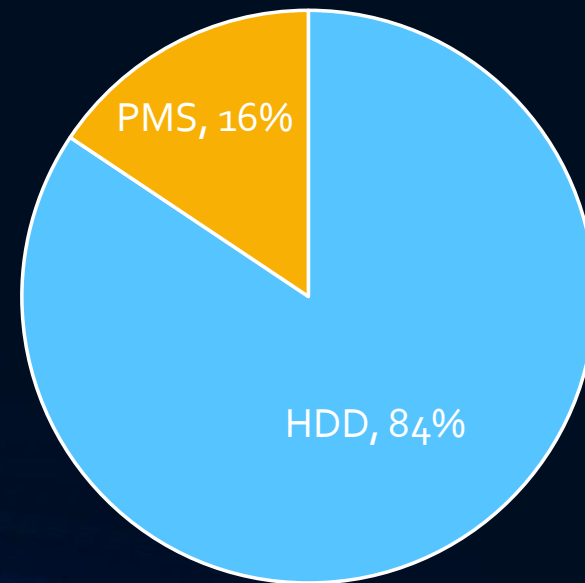
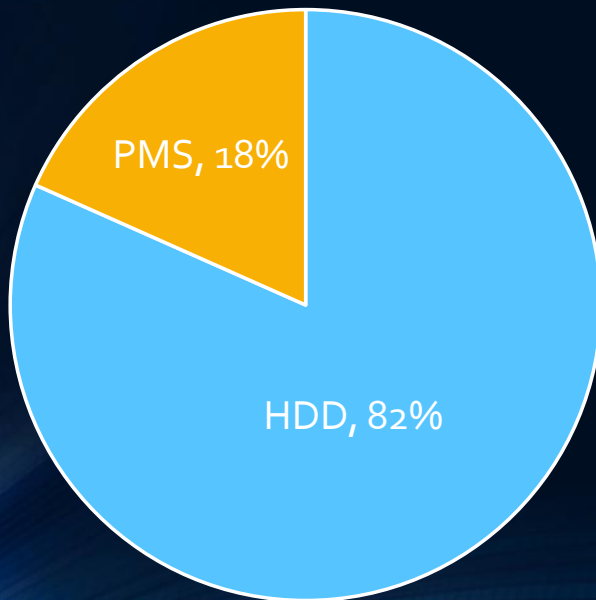
Precision Metal Stamping Segment

- Demand remains tepid due to decline in OEM Market which is impacted by COVID-19 pandemic
- Customer supply chain relocation to Malaysia potentially increase business opportunities

Financial Highlights for FY2020

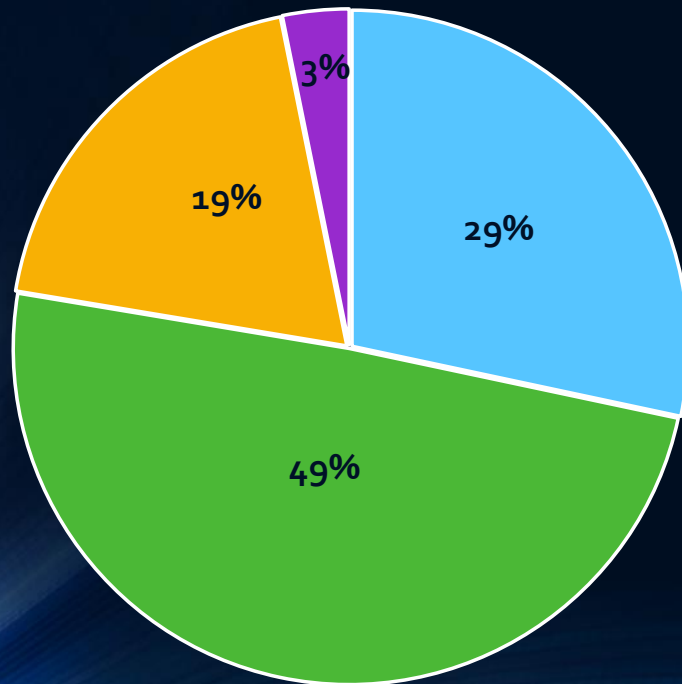
Group Revenue – by segment

(S\$'000)	<u>FY2020</u>	<u>FY2019</u>
HDD	39,900	64,817
PMS	8,959	12,001
	<u>48,859</u>	<u>76,818</u>

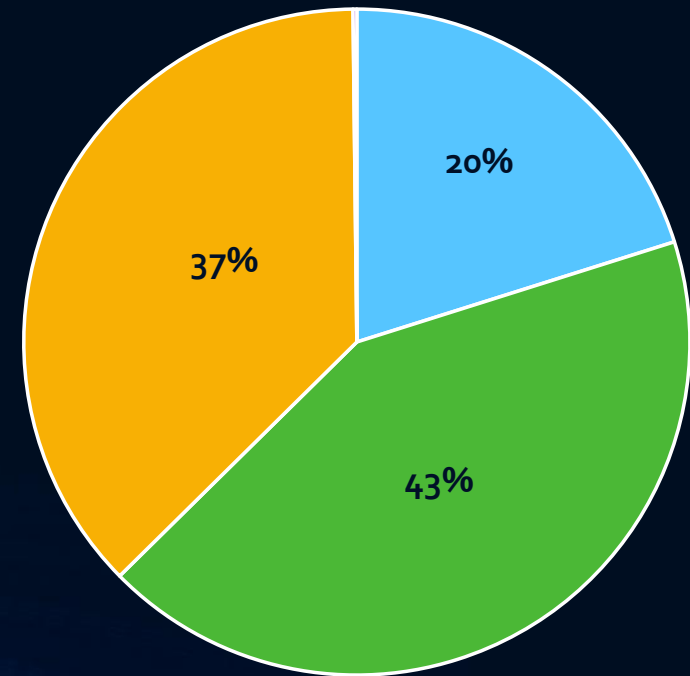


Revenue breakdown in HDD components segment:

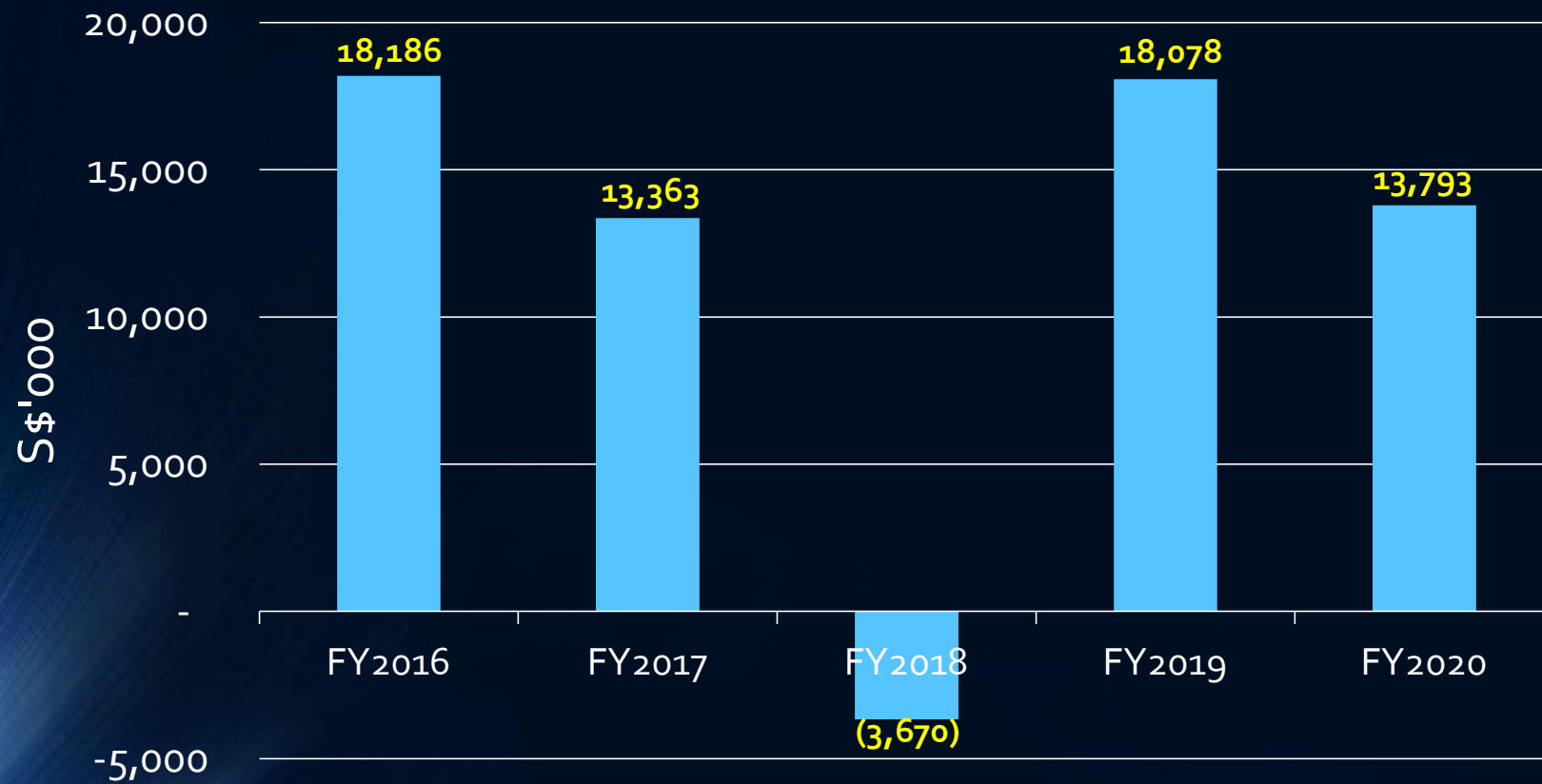
S\$ ('000)	FY2020	FY2019
Voice coil motor plates	11,306	13,047
Air comb	19,666	27,538
Baseplates	7,659	24,119
High mix low volume	1,269	113
	<u>39,900</u>	<u>64,817</u>



- Voice coil motor plates
- Air comb
- Baseplates
- High mix low volume



Cash flows generated from operating activities



Financial Performance

(S\$'000)	FY2020	FY2019	FY2018	FY2017	FY2016
Cash and bank balances	30,371	20,701	9,184	10,745	14,631
Trade receivables	8,284	10,179	22,129	16,434	21,131
Inventory	5,616	10,771	14,928	11,954	12,002
Bank borrowings	1,821	5,617	18,864	14,294	11,163
Shareholders' Equity	75,827	80,884	90,913	108,701	111,256
EPS (cents)	(1.69)	(2.96)	(5.55)	1.19	3.38
Capital Expenditure	198	870	8,520	16,672	15,689